

# An Analysis of Fastener Trade Statistics of the EU in 2017

by Behrooz Lotfian

## EU Situation:

In 2017, the EU countries (the main 15 countries) exported 13.6 billion USD worth of fasteners (36.3% of the whole exported fasteners in the world) and imported 12.4 billion USD worth of fasteners (30.5% of the whole imported fasteners in the world).

Unit: 1,000 USD	Export in 2017	Import in 2017
World	37,531,028	40,644,252
EU	13,621,384	12,406,305
EU's Market Share	36.3%	30.5%

The main players in the fastener market are 7 countries. We studied their situation in 2017 as below.

Note: Yellow circles in graphs specify exported fasteners.

## Germany

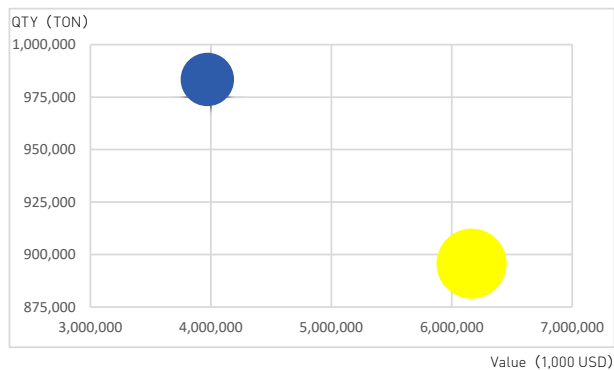
1. The main exporter in the EU region was Germany and its exported fastener value went beyond 6.1 billion USD (45.3% of the whole exported fasteners through the EU).

2. Germany was the main market for fasteners in the EU and it was the biggest fastener buyer in the EU region. Its imported fastener value was about 4.0 billion USD (32% of the whole imported fasteners to the EU region).

3. It's exported quantity was about 895,665 tons; however, its imported fastener quantity was about 983,413 tons.

4. It means that the value of each kilogram of exported fasteners was 6.9 USD, however, the number was 4.0 USD in terms of imported fasteners.

Germany	Value (1,000 USD)	QTY (TON)	USD/KG
Exp. Value	6,164,766	895,665	6.9
Market Share	45.3%	--	--
Imp. Value	3,970,873	983,413	4.0
Market Share	32.0%	--	--



## Italy

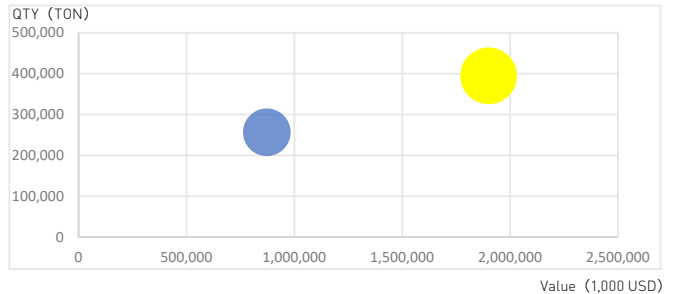
1. The 2nd largest exporter in the EU region was Italy and its exported fastener value went beyond 1.9 billion USD (14.0% of the whole exported fasteners through the EU).

2. It was the 5th biggest market for imported fasteners in the EU and its imported fastener value was about 872 million USD (7% of whole imported fasteners to the EU region).

3. It's exported quantity was about 394,674 tons, however, its imported fastener quantity was about 256,580 tons.

4. It means that the value of each kilogram of exported fasteners was 4.8 USD. However, the number was 3.4 USD in terms of imported fasteners.

Italy	Value (1,000 USD)	QTY (TON)	USD/KG
Exp. Value	1,900,501	394,674	4.8
Market Share	14.0%	--	--
Imp. Value	872,379	256,580	3.4
Market Share	7.0%	--	--



## France

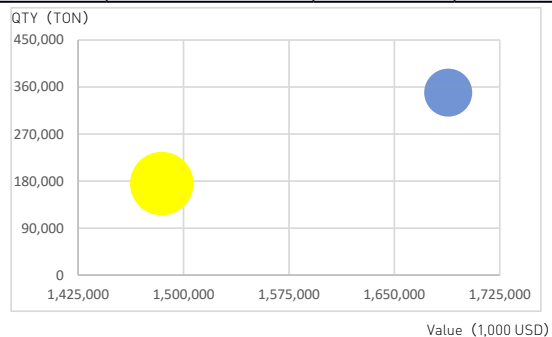
1. The 3rd largest exporter in the EU region was France and its exported fastener value went about 1.5 billion USD (10.9% of the whole exported fasteners through the EU).

2. It was the 2nd biggest market for imported fasteners in the EU and its imported fastener value was about 1.7 billion USD (13.6% of the whole imported fasteners to the EU region).

3. The exported quantity was about 175,236 tons; however, the imported fastener quantity was about 349,313 tons.

4. It means that the value of each kilogram of exported fasteners was 8.5 USD. However, the number was 4.8 USD in terms of imported fasteners.

France	Value (1,000 USD)	QTY (TON)	USD/KG
Exp. Value	1,484,512	175,236	8.5
Market Share	10.9%	--	--
Imp. Value	1,688,320	349,313	4.8
Market Share	13.6%	--	--



## The Netherlands

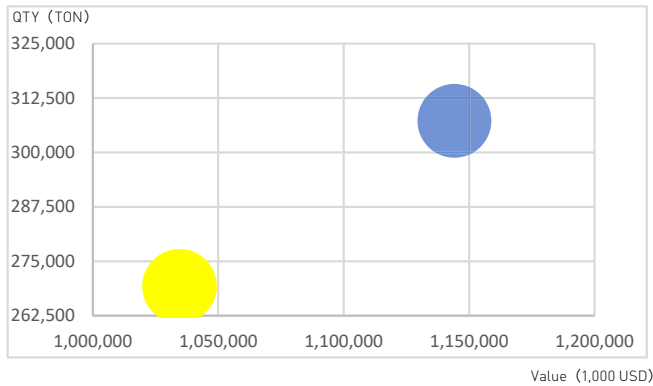
1. The 4th largest exporter in the EU region was Netherland and its exported fastener value went about 1.0 billion USD (7.6% of the whole exported fasteners through the EU).

2. It was the 4th biggest market for imported fasteners in the EU and its imported fastener value was about 1.1 billion USD (9.2% of the whole imported fasteners to the EU region).

3. The exported quantity was about 269,261 tons; however, the imported fastener quantity was about 307,270 tons.

4. It means that the value of each kilogram of exported fasteners was 3.8 USD. However, the number was 3.7 USD in terms of imported fasteners.

The Netherlands	Value (1,000 USD)	QTY (TON)	USD/KG
Exp. Value	1,034,541	269,261	3.8
Market Share	7.6%	--	--
Imp. Value	1,144,137	307,270	3.7
Market Share	9.2%	--	--



## United Kingdom

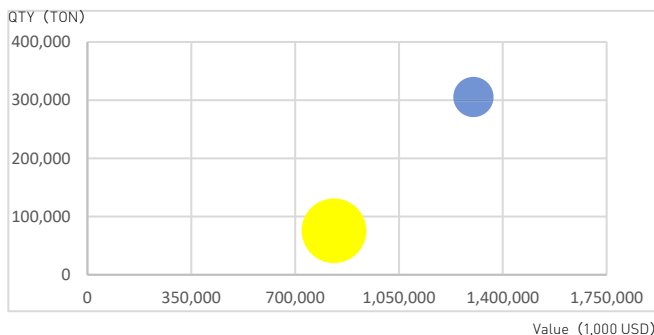
1. The 5th largest exporter in the EU region was UK and its exported fastener value went beyond 0.8 billion USD (6.1% of the whole exported fasteners through the EU).

2. It was the 3rd biggest market for imported fasteners in the EU and its imported fastener value was more than 1.3 billion USD (10.5% of the whole imported fasteners to the EU region).

3. The exported quantity was about 75,636 tons; however, the imported fastener quantity was about 305,518 tons.

4. It means that the value of each kilogram of exported fasteners was 11.0 USD. However, the number was 4.3 USD in terms of imported fasteners.

United Kingdom	Value (1,000 USD)	QTY (TON)	USD/KG
Exp. Value	831,022	75,636	11.0
Market Share	6.1%	--	--
Imp. Value	1,301,033	305,518	4.3
Market Share	10.5%	--	--



## Spain

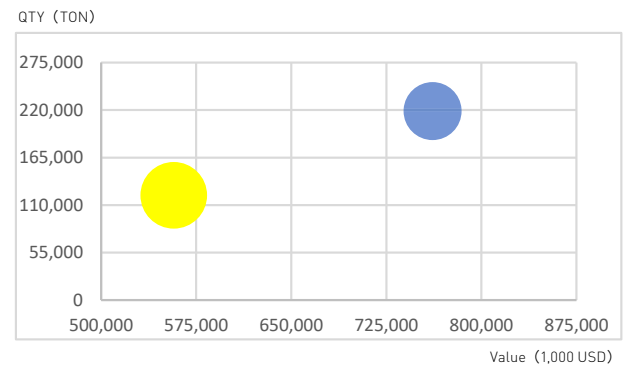
1. The 6th largest exporter in the EU region was Spain and its exported fastener value went about 0.6 billion USD (4.1% of the whole exported fasteners through the EU).

2. It was the 7th biggest market for imported fasteners in the EU and its imported fastener value was about 0.8 billion USD (6.1% of the whole imported fasteners to the EU region).

3. The exported quantity was about 121,314 tons; however, the imported fastener quantity was about 218,840 tons.

4. It means that the value of each kilogram of exported fasteners was 4.6 USD. However, the number was 3.5 USD in terms of imported fasteners.

Spain	Value (1,000 USD)	QTY (TON)	USD/KG
Exp. Value	557,283	121,314	4.6
Market Share	4.1%	--	--
Imp. Value	761,500	218,840	3.5
Market Share	6.1%	--	--



## Belgium

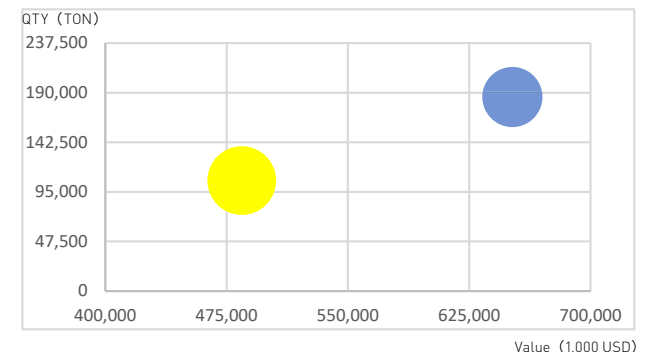
1. The 7th largest exporter in the EU region was Belgium and its exported fastener value went about 0.5 billion USD (3.6% of the whole exported fasteners through the EU).

2. It was the 8th biggest market for imported fasteners in the EU and its imported fastener value was about 0.7 billion USD (5.3% of the whole imported fasteners to the EU region).

3. The exported quantity was about 105,873 tons; however, the imported fastener quantity was about 185,859 tons.

4. It means that the value of each kilogram of exported fasteners was 4.6 USD. However, the number was 3.5 USD in terms of imported fasteners.

Belgium	Value (1,000 USD)	QTY (TON)	USD/KG
Exp. Value	484,395	105,873	4.6
Market Share	3.6%	--	--
Imp. Value	651,704	185,859	3.5
Market Share	5.3%	--	--



## Austria

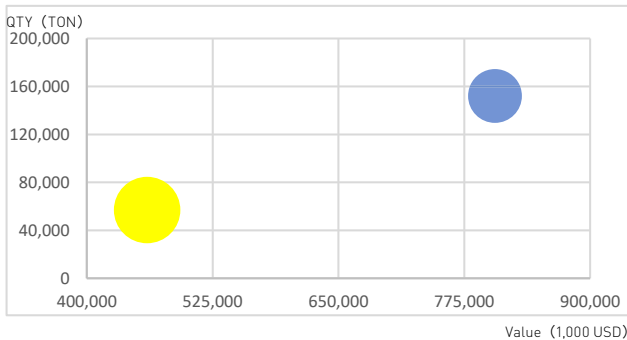
1. The 8th largest exporter in the EU region was Austria and its exported fastener value went about 0.5 billion USD (3.4% of the whole exported fasteners through the EU).

2. It was the 6th biggest market for imported fasteners in the EU and its imported fastener value was about 0.8 billion USD (6.5% of the whole imported fasteners to the EU region).

3. The exported quantity was about 56,921 tons; however, the imported fastener quantity was about 152,062 tons.

4. It means that the value of each kilogram of exported fasteners was 8.1 USD. However, the number was 5.3 USD in terms of imported fasteners.

Austria	Value (1,000 USD)	QTY (TON)	USD/KG
Exp. Value	459,927	56,921	8.1
Market Share	3.4%	--	--
Imp. Value	805,486	152,062	5.3
Market Share	6.5%	--	--



## Summary

“Fastener” is a key to understanding the industrial power of a country.

Germany ranked the 1st place is the most industrialized country in Europe. About 39% of fastener trading in Europe is done in this country.


France and Italy respectively sharing 12.2% and 10.7% of the whole fastener trading in Europe are both ranked at the 2nd place.

The Netherlands and UK respectively sharing 8.4% and 8.2% of the whole fastener trading in Europe are both ranked at the 3rd place.


Spain, Austria and Belgium respectively sharing 5.1%, 4.9% and 4.4% of the whole fastener trading in Europe are all ranked at the 4th place.

	Export value (1,000 USD)	Import Value (1,000 USD)	Total	Share
EU	13,621,384	12,406,305	26,027,689	100.0%
Germany	6,164,766	3,970,873	10,135,639	38.9%
France	1,484,512	1,688,320	3,172,832	12.2%
Italy	1,900,501	872,379	2,772,880	10.7%
The Netherlands	1,034,541	1,144,137	2,178,678	8.4%
United Kingdom	831,022	1,301,033	2,132,055	8.2%
Spain	557,283	761,500	1,318,783	5.1%
Austria	459,927	805,486	1,265,413	4.9%
Belgium	484,395	651,704	1,136,099	4.4%


# NYLON FASTENERS




washers



handles




plugs




nuts



bushings




spacers




screws





SKZ ISO 9001  
certified management system



**Bülte**®

**BÜLTE GmbH - Kunststoffherzeugnisse**  
 D 59348 Lüdinghausen - Germany  
 Tel : (+ 49) 02591/9194-0  
 Fax : (+ 49) 02591/5977  
 bulte@bulte.com - [www.bulte.com](http://www.bulte.com)